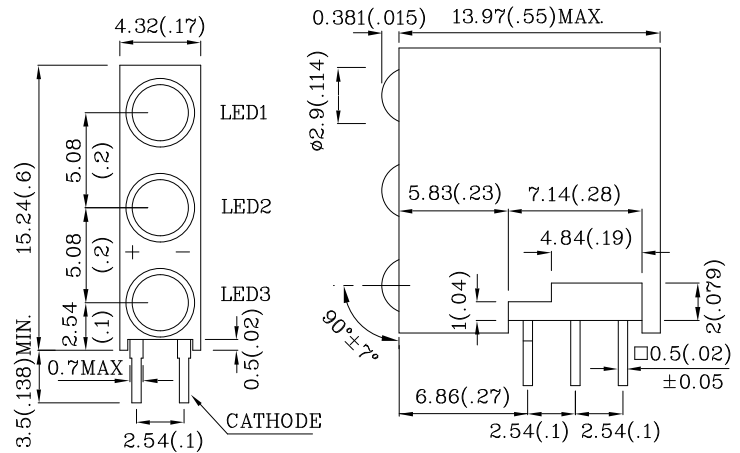


Features

- TRI-LEVEL DESIGN.
- DIFFERENT COLOR COMBINATION AVAILABLE.
- BLACK CASE ENHANCES CONTRAST RATIO.
- HIGH RELIABILITY LIFE MEASURED IN YEARS.
- UL RATING : 94V-0.
- HOUSING MATERIAL: TYPE 66 NYLON.
- RoHS COMPLIANT.



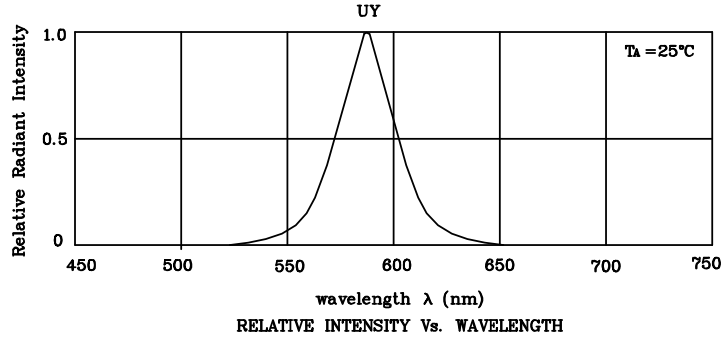
Notes:

1. All dimensions are in millimeters (inches).
2. Tolerance is $\pm 0.25(0.01)$ unless otherwise noted.
3. Specifications are subject to change without notice.

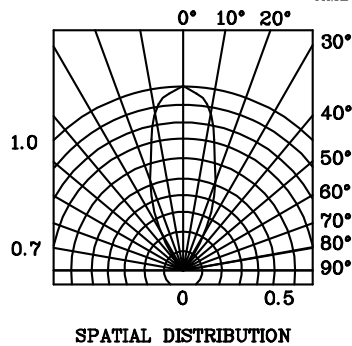
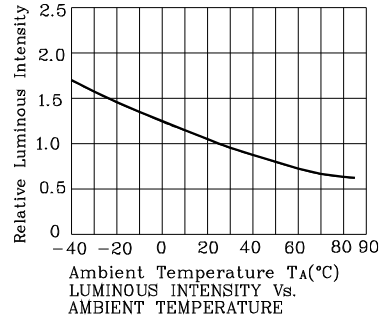
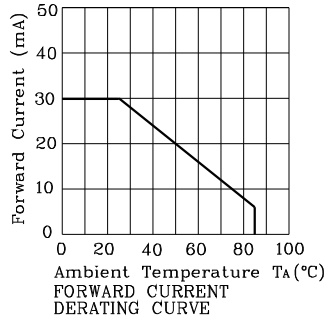
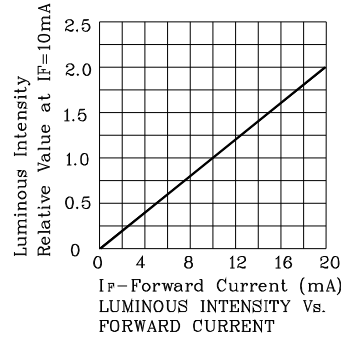
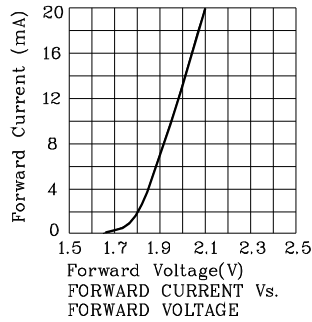
| Absolute Maximum Ratings (TA=25°C) | | UY (GaAsP/GaP) | Unit |
|--|---------------------|-------------------|------|
| Reverse Voltage | VR | 5 | V |
| Forward Current | IF | 30 | mA |
| Forward Current (Peak) 1/10 Duty Cycle 0.1ms Pulse Width | iFS | 140 | mA |
| Power Dissipation | PT | 75 | mW |
| Operating Temperature | TA | -40 ~ +85 | °C |
| Storage Temperature | Tstg | -40 ~ +85 | |
| Lead Solder Temperature [2mm Below Package Base] | 260°C For 3 Seconds | | |
| Lead Solder Temperature [5mm Below Package Base] | 260°C For 5 Seconds | | |

| Operating Characteristics (TA=25°C) | | UY (GaAsP/GaP) | Unit |
|---|-----------------|-------------------|------|
| Forward Voltage (Typ.) (IF=10mA) | VF | 1.95 | V |
| Forward Voltage (Max.) (IF=10mA) | VF | 2.5 | V |
| Reverse Current (Max.) (VR=5V) | IR | 10 | uA |
| Wavelength of Peak Emission (Typ.) (IF=10mA) | λP | 590 | nm |
| Wavelength of Dominant Emission (Typ.) (IF=10mA) | λD | 588 | nm |
| Spectral Line Full Width At Half-Maximum (Typ.) (IF=10mA) | $\Delta\lambda$ | 35 | nm |
| Capacitance (Typ.) (VF=0V, f=1MHz) | C | 20 | pF |

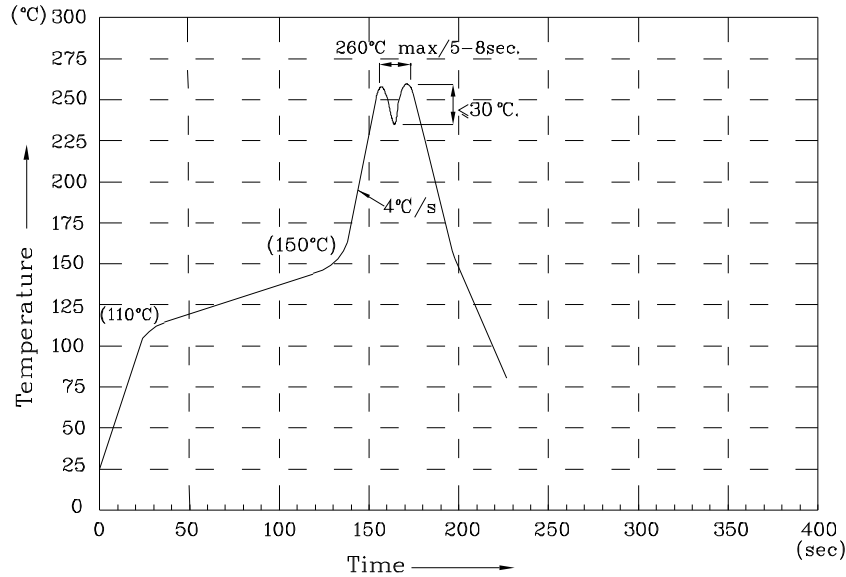
| Part Number | Emitting Color | Emitting Material | Lens-color | Luminous Intensity (IF=10mA) mcd | | Wavelength nm λP | Viewing Angle 2 θ 1/2 |
|---|----------------|-------------------|-----------------|--|------|---------------------------------|---------------------------------|
| | | | | min. | typ. | | |
| PY3LUY11D | Yellow | GaAsP/GaP | Yellow Diffused | 5 | 14 | 590 | 40° |
| Published Date : MAR 22,2008 Drawing No : SDSA4923 V3 Checked : B.L.LIU P.1/4 | | | | | | | |



❖ UY



Wave Soldering Profile For Lead-free Through-hole LED.



NOTES:

1. Recommend the wave temperature 245°C~260°C. The maximum soldering temperature should be less than 260°C.
2. Do not apply stress on epoxy resins when temperature is over 85 degree°C.
3. The soldering profile apply to the lead free soldering (Sn/Cu/Ag alloy).
4. No more than once.

Remarks:


If special sorting is required (e.g. binning based on forward voltage, luminous intensity / luminous flux or wavelength), the typical accuracy of the sorting process is as follows:

1. Wavelength: +/-1nm
2. Luminous Intensity / Luminous Flux: +/-15%
3. Forward Voltage: +/-0.1V

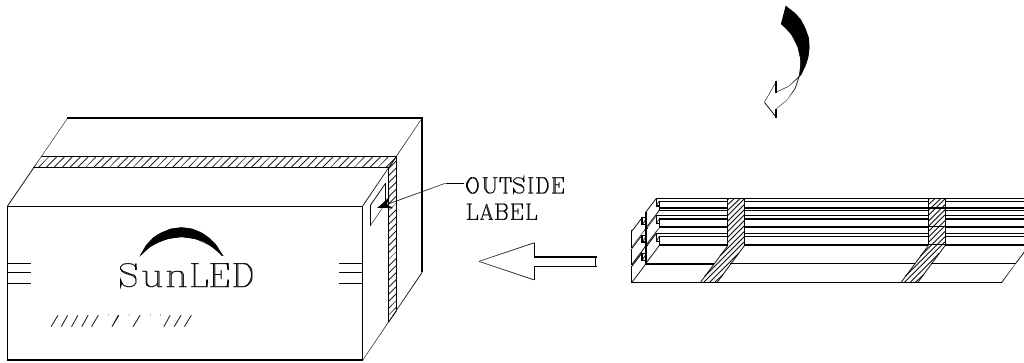
Note: Accuracy may depend on the sorting parameters.

PACKING & LABEL SPECIFICATIONS

PY3LUY11D




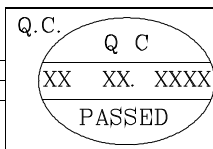

125PCS / IC TUBE



9K / BOX

750pcs / 6pcs IC TUBE



| | |
|--|-----------|
|  | |
| P/NO : PY3Lxx11x | |
| QTY : 750 pcs | CODE: XXX |
| S/N : XX | |
| LOT NO: | |
|  XXXXXXXXXXXXXXXXXXXXXXXX | |
| RoHS Compliant | |