

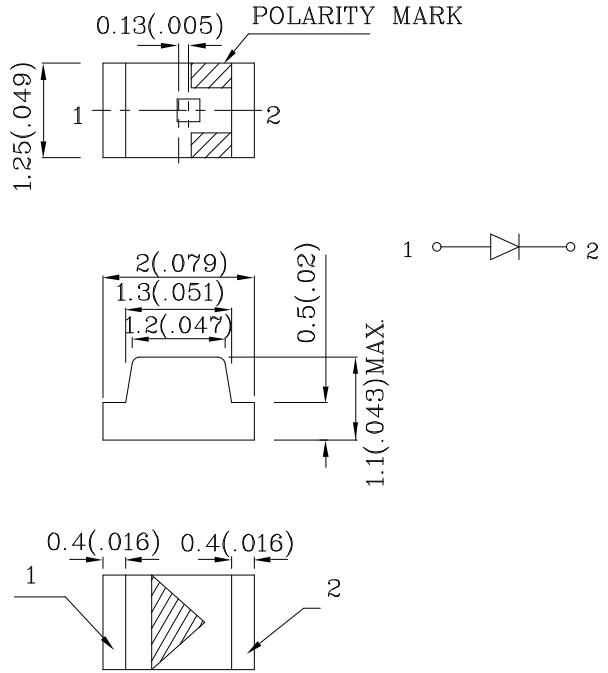
Features

- 2.0mmx1.25mm SMT LED,1.1mm THICKNESS.
- LOW POWER CONSUMPTION.
- WIDE VIEWING ANGLE.
- IDEAL FOR BACKLIGHT AND INDICATOR.
- VARIOUS COLORS AND LENS TYPES AVAILABLE.
- PACKAGE : 2000PCS / REEL.
- MOISTURE SENSITIVITY LEVEL : LEVEL 3.
- RoHS COMPLIANT.



Notes:

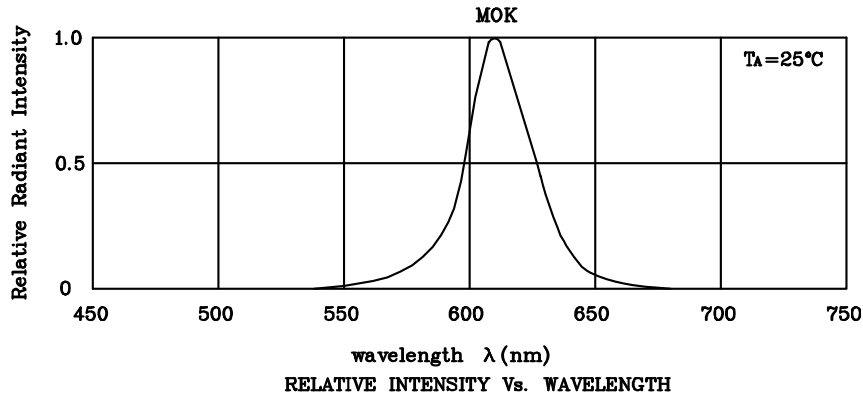
1. All dimensions are in millimeters (inches).
2. Tolerance is $\pm 0.1(0.004)$ " unless otherwise noted.
- 3.Specifications are subject to change without notice.



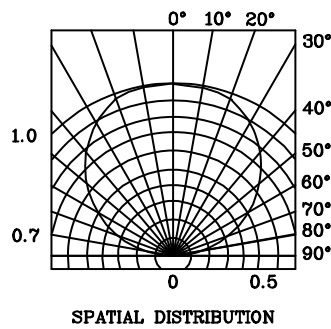
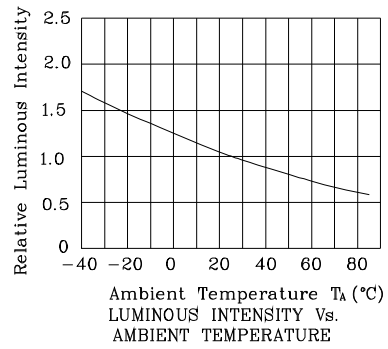
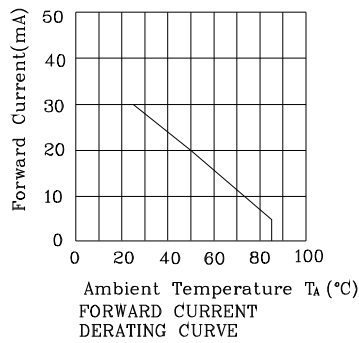
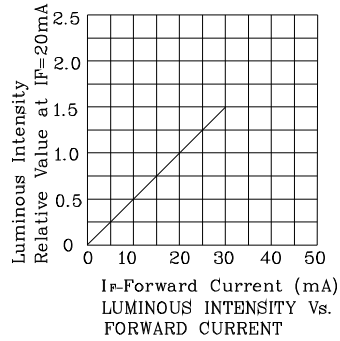
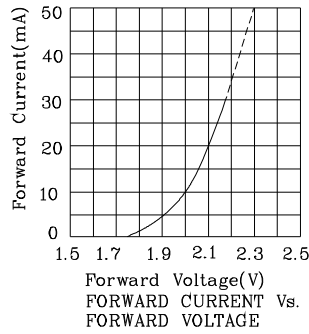
| Absolute Maximum Ratings (TA=25°C) | | MOK (InGaAlP) | Unit |
|---|------|------------------|------|
| Reverse Voltage | VR | 5 | V |
| Forward Current | IF | 30 | mA |
| Forward Current (Peak) 1/10Duty Cycle 0.1ms Pulse Width | iFS | 195 | mA |
| Power Dissipation | PT | 75 | mW |
| Operating Temperature | TA | -40 ~ +85 | °C |
| Storage Temperature | Tstg | -40 ~ +85 | |

| Operating Characteristics (TA=25°C) | | MOK (InGaAlP) | Unit |
|---|-----------------|------------------|------|
| Forward Voltage (Typ.) (IF=20mA) | VF | 2.1 | V |
| Forward Voltage (Max.) (IF=20mA) | VF | 2.5 | V |
| Reverse Current (Max.) (VR=5V) | IR | 10 | uA |
| Wavelength Of Peak Emission (Typ.) (IF=20mA) | λP | 610 | nm |
| Wavelength Of Dominant Emission (Typ.) (IF=20mA) | λD | 601 | nm |
| Spectral Line Full Width At Half-Maximum (Typ.) (IF=20mA) | $\Delta\lambda$ | 29 | nm |
| Capacitance (Typ.) (VF=0V, f=1MHz) | C | 15 | pF |

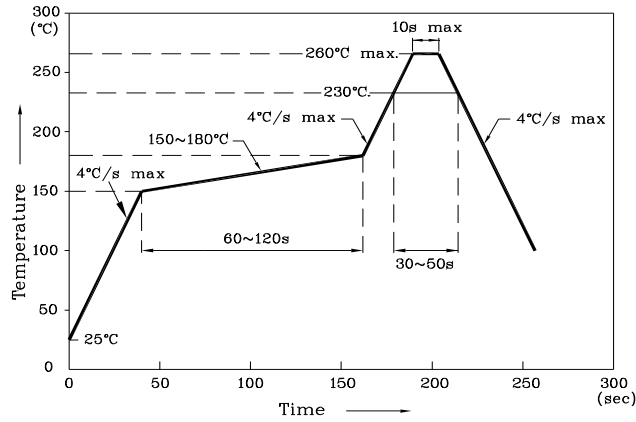
| Part Number | Emitting Color | Emitting Material | Lens-color | Luminous Intensity (IF=20mA) | | Wavelength nm λP | Viewing Angle 2 θ 1/2 |
|---|----------------|-------------------|-------------|------------------------------|------|------------------------------|---------------------------------|
| | | | | min. | typ. | | |
| ZMOK54W | Orange | InGaAlP | Water Clear | 50 | 158 | 610 | 120° |
| Published Date : FEB 26,2008 Drawing No : SDSA2430 V5 Checked : B.L.LIU P.1/4 | | | | | | | |



❖ **MOK**



Reflow Soldering Profile For Lead-free SMT Process.

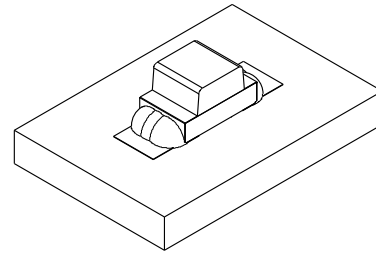
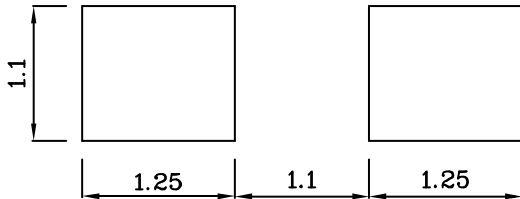


Notes:

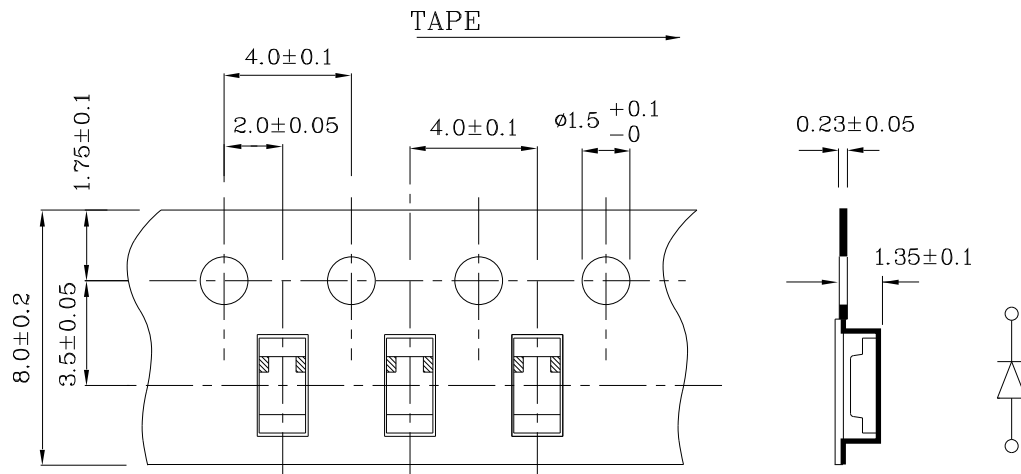
1. Maximum soldering temperature should not exceed 260°C.
2. Recommended reflow temperature: 145°C–260°C.
3. Do not put stress to the epoxy resin during high temperatures conditions.

❖ Recommended Soldering Pattern
(Units: mm ; Tolerance: ± 0.1)

❖ The device has a single mounting surface. The device must be mounted according to the specifications.



❖ Tape Specification (Units : mm)



Remarks:

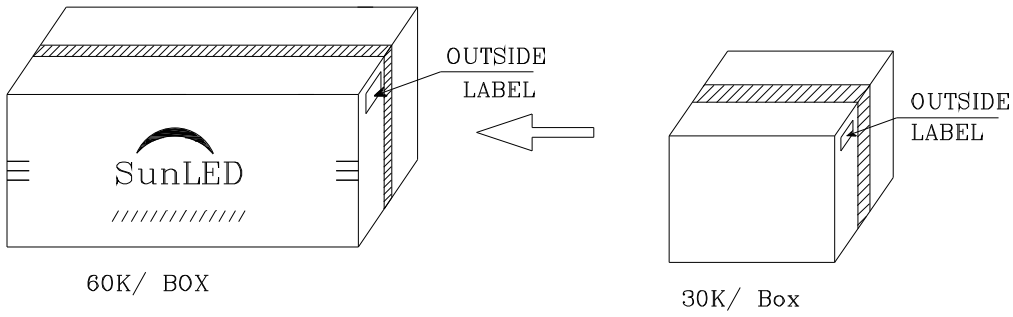
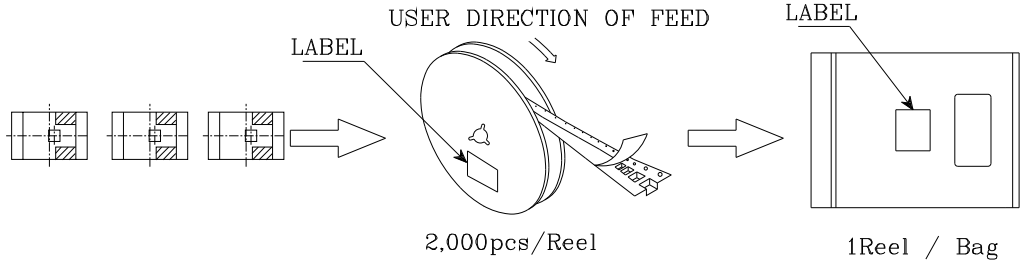

If special sorting is required (e.g. binning based on forward voltage, Luminous intensity / luminous flux, or wavelength), the typical accuracy of the sorting process is as follows:

1. Wavelength: +/-1nm
2. Luminous Intensity / Luminous Flux: +/-15%
3. Forward Voltage: +/-0.1V


Note: Accuracy may depend on the sorting parameters.

PACKING & LABEL SPECIFICATIONS

ZMOK54W

Q.C. Q.C
 XX XX XXXX
 PASSED

| | |
|--|-----------|
| P/NO : Zxxx54x | |
| QTY : 2,000 pcs | CODE: XXX |
| S/N : XX | |
| LOT NO: | |
|  xxxxxxxxxxxxxxxxxxxxxxxx | |
| RoHS Compliant | |